

Deela 17 Inch 1 Light Pendant with Satin Etched Cased Opal Glass in Champagne Bronze

52529CPZ

© 2023 Kichler Lighting LLC. All Rights Reserved.

SPECIFICATIONS

Certifications/Qualifications

Prop65	Yes www.kichler.com/warranty
--------	---

Dimensions

Base Backplate	5.25" DIA
Chain/Stem Length	36"
Weight	4.00 LBS
Height	17.00"
Overall Height	55.75"
Width	7.00"

Electrical

Input Voltage	120.00V
---------------	---------

Light Source

Dimmable	Yes
Dimmable Notes	Dimmable when used with dimmer switch (sold separately); when using LED bulbs, see bulb manufacturer dimming specifications.
Lamp Included	Not Included
Lamp Type	A
Light Source	Bulb
Max or Nominal Watt	75.00
# of Bulbs/LED Modules	1
Socket Type	E26 (Medium)

Mounting/Installation

Connector	Yes
Interior/Exterior	INTERIOR
Lead Wire Length	120"
Location Rating	Dry
Mounting Weight	2.75 LBS
Wire Connectors	Wire Nuts

FIXTURE ATTRIBUTES




Housing

Diffuser Description	Satin Etched Cased Opal
Primary Material	Steel
Max Stem Tilt	90.0 Degrees
Shade Dimensions	7" D X 7.5" H

Product/Ordering Information

SKU	52529CPZ
Finish	Champagne Bronze
Style	Contemporary
UPC	783927029247.0

Finish Options

-  Black
-  Champagne Bronze
-  White



ALSO IN THIS FAMILY



52529BK



52529WH



52525BK



52525CPZ



52525WH



52526BK