

SPECIFICATIONS

Certifications/Qualifications

| | |
|--------|-------------------------------------------------------------------------------|
| Prop65 | Yes www.kichler.com/warranty |
|--------|-------------------------------------------------------------------------------|

Dimensions

| | |
|-------------------------------------------------|----------|
| Base Backplate | 5.00 DIA |
| Extension | 8.25" |
| Weight | 3.75 LBS |
| Height from center of Wall opening (Spec Sheet) | 2.50" |
| Height | 7.50" |
| Width | 26.50" |

Electrical

| | |
|---------------|---------|
| Input Voltage | 120.00V |
|---------------|---------|

Light Source

| | |
|----------|-----|
| Dimmable | Yes |
|----------|-----|

Mounting/Installation

| | |
|-------------------|------------|
| Connector | Yes |
| Interior/Exterior | INTERIOR |
| Lead Wire Length | 6" |
| Location Rating | Damp |
| Mounting Style | Wall Mount |
| Mounting Weight | 3.75 LBS |
| Wire Connectors | Wire Nuts |

FIXTURE ATTRIBUTES




Housing

| | |
|-------------------|-----------------|
| Shade Description | Metal |
| Shade Dimensions | 7.50 DIA X 2.50 |
| Shade Included | Yes |

Product/Ordering Information

| | |
|--------|------------------|
| SKU | 45945CPZ |
| Finish | Champagne Bronze |
| Style | Industrial |
| UPC | 783927017145.0 |

Finish Options

-  Black
-  Champagne Bronze
-  Olde Bronze



ALSO IN THIS FAMILY



45944CPZ



45943CPZ