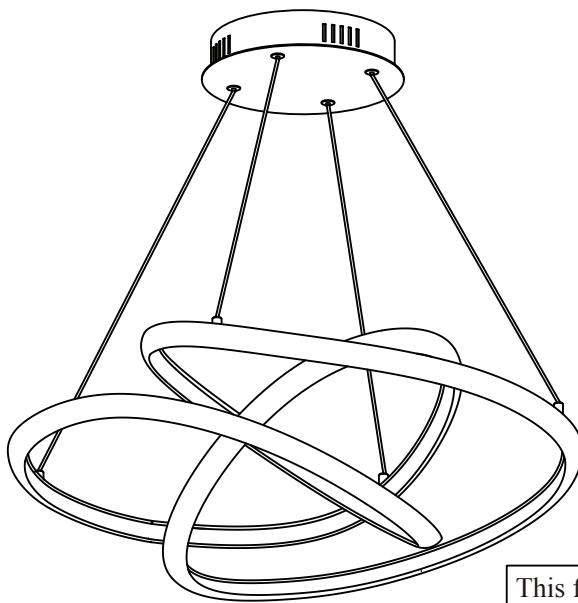




Contemporary Lighting

PRODUCT NAME : Twisted LED Pendant
ITEM NUMBER: E30647-MW

Please consult your electrician for hanging fixture and wiring.



This fixture is designed to dim with an Electronic Low Voltage dimmer. Dimming levels will vary by dimmer.

Below is a List of Recommended Dimmers:

Lutron DVELV-330P

Lutron MAELV-600M

Lutron SAELV-153P

Leviton IPL06-10Z

Leviton 6674-POW

Legrand Tru-Universal ADTP703TUW4

Due to inrush current wattage should not exceed 150 watts of product for a 600 watt dimmer.

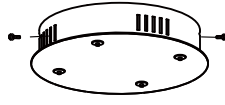
WARNING: Wires need to be connected to driver found in canopy and should not be connected directly to power source or a short may occur .

120-277V Input 66W LED


IMPORTANT: Turn off the power at the main fuse or circuit breaker box before starting installation



(A)
Mounting Bracket

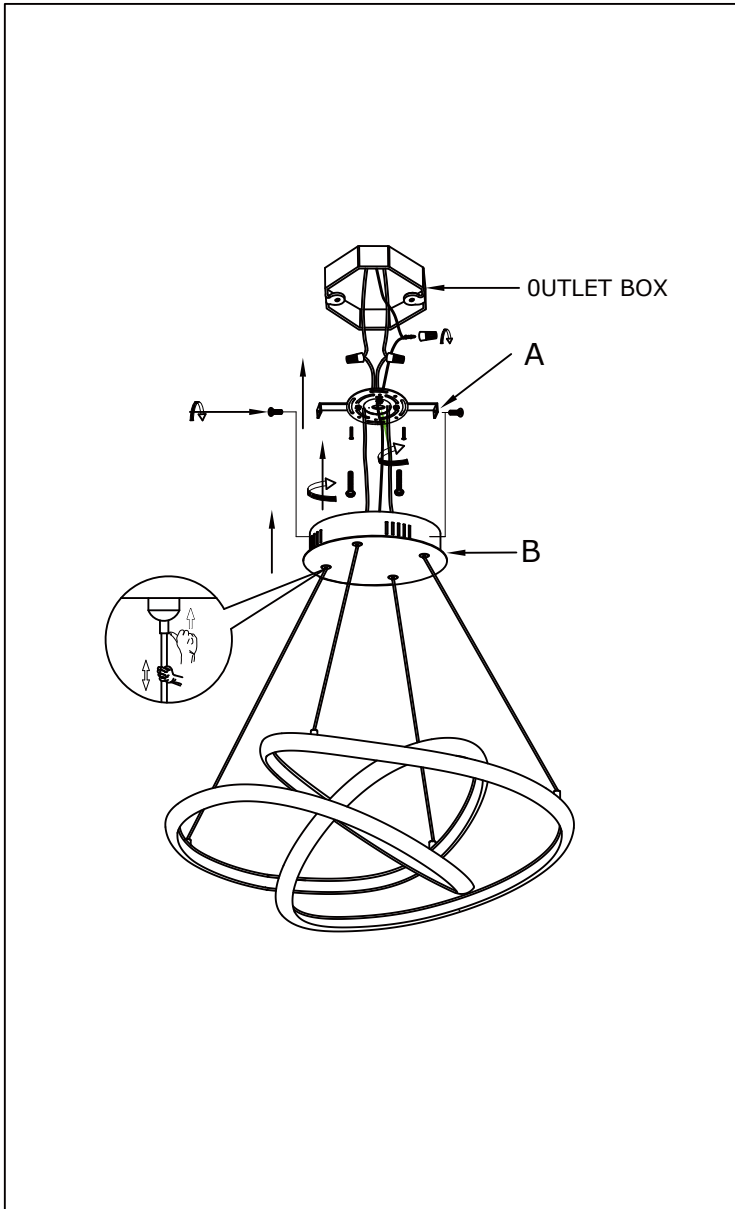


(B)
Canopy

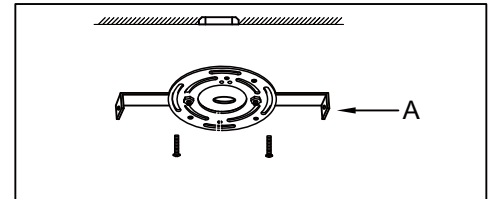


(c)
Lamp body

Locate all hardware & components before discarding packaging

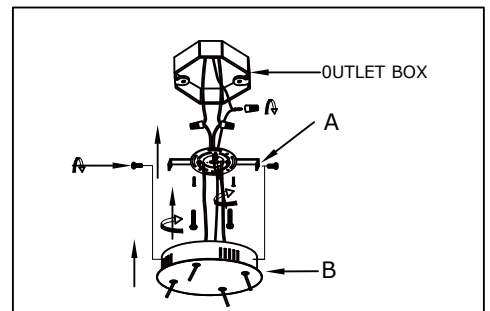


1.)



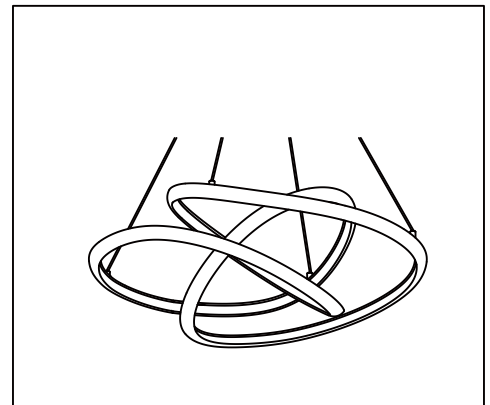
Step.1: Remove Mounting Bracket (A) from Canopy to install to electrical box.

2.)



Step.2: Wire fixture to wires in outlet box. Bare wire is for Ground. Secure canopy(B) to mounting bracket using screws on the sides of the canopy.

3.)



Step.3: Adjust wire length to desired mounting height and fixture configuration

Cleaning & Care:
Clean with soft cloth and a mild detergent.
Do not use abrasive cleaner.